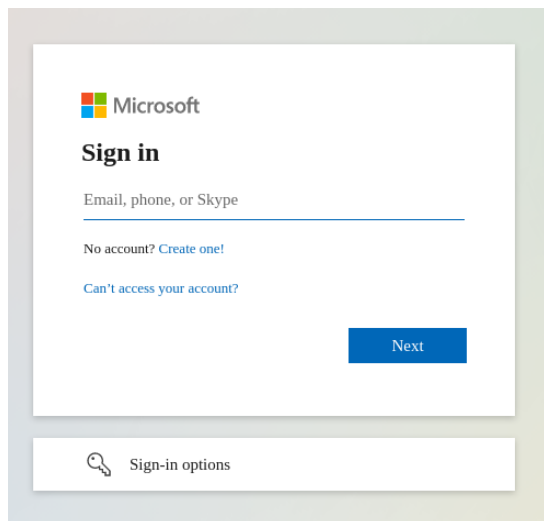


Connecting to Online CISE Tutors via the GatorCloud

Utilizing Microsoft Teams

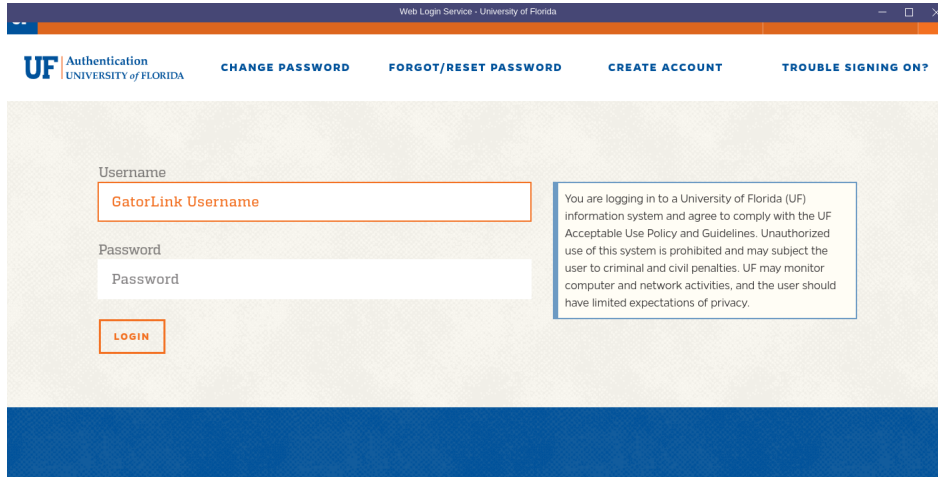
1) Download & Login

Download [Microsoft Teams](#) and sign in with your GatorLink credentials.




Here, type your UF email. Example: jane.doe@ufl.edu

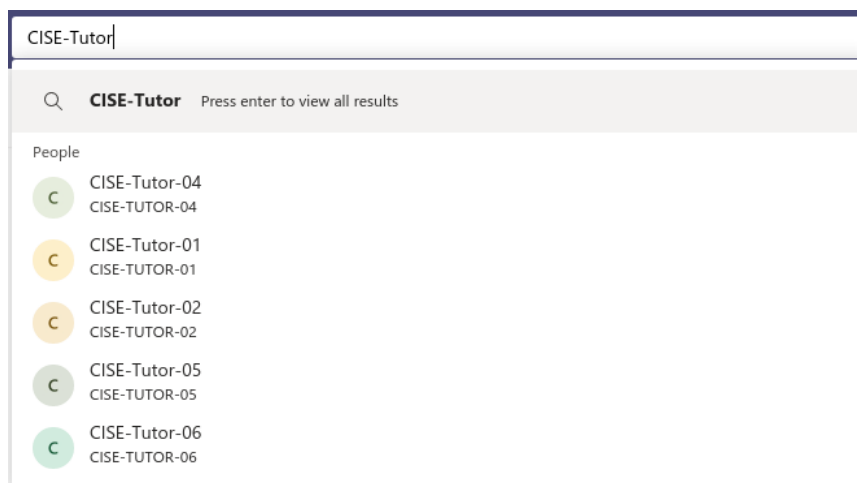
This will redirect to the screen below, where you will log in using your Gatorlink credentials and dual authentication as usual.



2) Search & Chat



Navigate to the “Chat” Tab on Microsoft Teams. From here, one can search (using the top bar, shown below) for the desired CISE-Tutor-# and send them a message (as of now, the available Tutors are 1,2,3,4,5, and 6). They all have different hours, so message a few!



Best of Luck!