

Quantum Measurement Discrimination using Cumulative Distribution Functions

Zachery Utt, Daniel Volya and Prabhat Mishra
University of Florida, Gainesville, Florida, USA

Abstract—Quantum measurement is one of the critical steps in quantum computing that determines the probabilities associated with qubit states after conducting several circuit executions and measurements. As a mesoscopic quantum system, real quantum computers are prone to noise. Therefore, a major challenge in quantum measurement is how to correctly interpret the noisy results of a quantum computer. While there are promising classification based solutions, they either produce incorrect results (misclassify) or require many measurements (expensive). In this paper, we present an efficient technique to estimate a qubit’s state through analysis of probability distributions of post-measurement data. Specifically, we estimate the state of a qubit using cumulative distribution functions to compare the measured distribution of a sample with the distributions of basis states $|0\rangle$ and $|1\rangle$. Our experimental results demonstrate a drastic reduction (78%) in single qubit readout error. It also provides significant reduction (12%) when used to boost existing multi-qubit discriminator models.

Index Terms—Quantum Computing, quantum measurement, error mitigation, statistical learning

I. INTRODUCTION

Quantum computing is expected to significantly outperform classical computing on many hard problems due to quantum mechanical effects such as entanglement and superposition [1], [2]. While a classical computer can only be in one possible state at a time, a quantum computer can be in an arbitrary combination of states at the same time. Unfortunately, quantum computing also introduces a significant level of noise and uncertainty compared to classical computing [3]–[5]. Moreover, the result of measuring a quantum computer forces the arbitrary state to one known state with some probability, which requires several executions to identify the final output.

There are various sources of noise (errors) in quantum computers including (a) initial state preparation, (b) actual computation, and (c) measurement of results. In this paper, we specifically focus on mitigation of quantum measurement errors. In order to enable noise-resilient quantum computing, it is crucial to mitigate measurement errors that ranges from 5% to 30% in today’s machines [6]. Modern quantum computers approach measurement by coupling sensitive equipment (which introduces noise) with statistical techniques that infer properties of the quantum state. This analysis is performed on classical computers using a large amount of quantum data produced by repeatedly measuring quantum circuit output across many iterations (shots) to converge to a correct solution. The statistical model used for mapping a quantum measurement to its inferred quantum state is known as a *qubit discriminator*.

This work was partially supported by the NSF grant CCF-1908131.

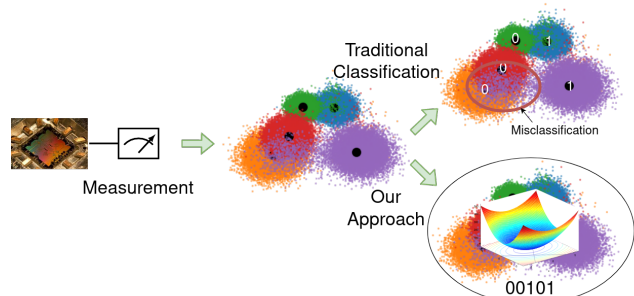


Fig. 1: An overview of quantum measurement procedure.

Figure 1 shows an overview of the measurement procedure in quantum computers. In popular physical realizations of quantum computers, such as superconducting transmons, quantum measurement devices represent a collapsed qubit as a 2-component vector – the in-phase and quadrature components (IQ) of an observed wave transmitted through the resonator [7]. The quantum measurement device returns sets of measurement results, such as IQ points. A classifier is then used to label each point as belonging to either $|0\rangle$ or $|1\rangle$. Our approach uses the measurement data to form a cumulative distribution function, which is compared to that of the training distributions using convex optimization. Such an approach does not exclude hidden statistical properties that may be present in the measurement data.

Quantum measurement error arises due to noisy measurement readings as well as classification errors caused by imperfect discriminators. Hence, the accuracy of the quantum computer is contingent on the performance of the qubit discriminator. We propose an efficient classification technique to improve the measurement accuracy. Specifically, this paper makes the following major contributions.

- We propose a framework for mitigation of quantum measurement errors using cumulative distribution functions to accurately classify quantum measurements.
- Experimental evaluation demonstrates the effectiveness of our model in terms of non-linearity, statistical consistency, and versatility compared to state-of-the-art qubit discriminator approaches.

This paper is organized as follows. Section II surveys related efforts. Section III describes our proposed framework. Section IV presents the experimental results. Finally, Section V concludes the paper.

II. RELATED WORK AND MOTIVATION

A. Related Work

Machine learning techniques are widely used for qubit state discrimination [8]–[19]. Linear discriminant analysis

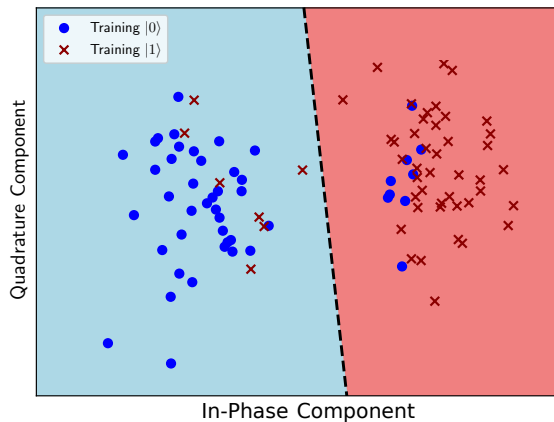


Fig. 2: An overview of linear quantum state discrimination in the IQ space. The model is trained by configuring the quantum computer to output known samples of basis states $|0\rangle$ and $|1\rangle$, which are measured and used to divide the measurement space with a hyperplane. When performing inference, a measurement that is located above the hyperplane will generate a prediction of $|1\rangle$; and a measurement located below the hyperplane will generate a prediction of $|0\rangle$. Training data was sampled from *ibm_quito*, and the hyperplane was computed using *scikit learn*.

is one of the popular models for qubit state discrimination. Figure 2 shows the basic idea of the linear discriminator. A hyperplane is selected to partition the IQ vector space into regions of $|0\rangle$ and $|1\rangle$ based on the measured IQ outputs from the training data, which the model assumes follows a Gaussian distribution. The figure highlights the difficulty of the classification task. Due to noise in quantum systems (imperfect measurement devices, environmental contamination, and qubit cross-talk), sampled data contains high variance and may collapse into an incorrect state.

Other machine learning models such as kNN [10], [11], deep neural networks [11]–[18], and support vector machines [12] have been used with quantum IQ data to partition the measurement space into regions of $|0\rangle$ and $|1\rangle$. Some of these models also consider the effects of quantum “crosstalk” – a phenomena where unwanted interactions among qubits can be predicted and accounted for post-readout. While these methods offer alternative ways to partition; *they each implement the same inference workflow by mapping each qubit measurement to a single location within the partition space*. An overall qubit state is obtained by analyzing the frequencies associated with each prediction. Beyond variations in the partitioning method, further improvements have been obtained by enabling models to tag samples as “inconclusive” [12], [19], and discarding such samples from processing. Some of these methods can be extended to classify higher energy states [18].

B. Limitations of State-of-the-Art Approaches

The existing quantum measurement classification methods have the following fundamental limitations.

- The existing models operate by partitioning the IQ space into regions corresponding to each basis state. Regardless of the partitioning method used, the individual measurements are inherently noisy and often appear to collapse into incorrect states, shown in Figure 2, leading to incorrect mappings in the IQ space.
- The current methods map a single IQ measurement tuple into a single quantum state. Since only a single measurement tuple is used for prediction, valuable statistical information encoded within the distribution of test data is neglected. For example, the $|1\rangle$ basis state contains higher variance than the $|0\rangle$ state [6], and thus sample variance – a distribution property – contains unused information about bitstate.
- Many current methods assume properties of quantum data and partitions (Gaussian, linear, quadratic, etc). Since quantum measurements diverge from ideal distributions, such assumptions may introduce bias.
- Some current methods operate by discarding data deemed “inconclusive”. We believe a method that quantifies uncertainty without discarding data can outperform these techniques.
- Most qubit discriminator models are difficult to effectively boost (combine with other models). While ensemble techniques exist, such methods require significantly more computation and have not to date demonstrated superior results for quantum discrimination.
- It is difficult to quantify or guarantee convergence with many state of the art qubit discriminator methods. Quantum circuits are often sampled for tens of thousands of iterations since no stochastic framework exists to bound the error associated with classification. In practice, many quantum engineers evaluate the accuracy of the discriminator via the use of a test set. Sampling is repeated until the discriminator reaches an accuracy threshold on the test set, requiring potentially thousands of additional quantum samples.

We propose a sophisticated quantum discriminator that overcomes these limitations, guarantees convergence, and as an additional benefit, can produce an estimate for the number of samples needed to attain convergence within a threshold without requiring a holdout (testing) set.

III. DISTRIBUTION-BASED CLASSIFICATION FOR MITIGATING QUANTUM MEASUREMENT ERRORS

The goal of measurement classification is to take the results of measuring qubits in a quantum register (a collection of IQ points) and correctly identify the corresponding bitstring labels. For example, after measuring the quantum state $\frac{1}{\sqrt{2}}(|00\rangle + |11\rangle)$, the classifier should provide bitstrings “00” and “11”, each occurring with equal probability. Traditionally, classifiers are trained to partition the IQ space, as shown in Figure 2. We choose to use the linear discriminator as a baseline for this work, due to its prevalence in the community and widespread use in open source libraries,

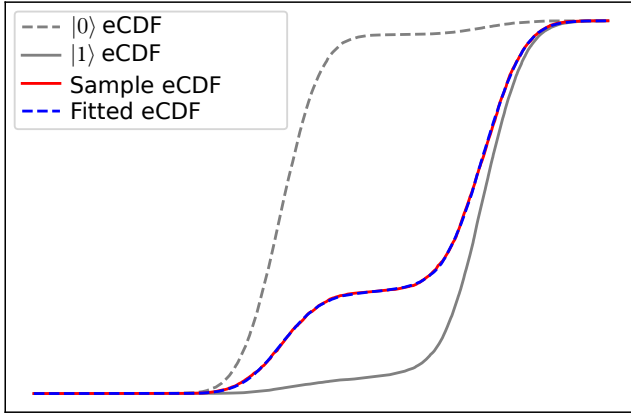


Fig. 3: Visualization of the distribution approach to single qubit state discrimination. The training $|0\rangle$ and $|1\rangle$ eCDFs are shown in gray. The sample qubit eCDF is shown in blue, and the fitted eCDF estimate is shown in red. The fitted eCDF is obtained by creating a convex combination of both gray curves with weights selected to follow the blue curve as closely as possible, as outlined in Section III-B. The coefficients used for the combination are the estimate for the qubit’s state. Data obtained from `ibm_quito`.

such as Qiskit, and its high performance among other discrimination methods [11] on IBM’s quantum machines.

Rather than providing yet another approach to partition the IQ space, we propose an entirely novel distribution-based classification workflow that overcomes the shortcomings outlined in Section II. Unlike previous methods which produce classifications for every measurement shot, our method directly estimates the probabilities of $|0\rangle$ and $|1\rangle$ in one task.

In this section, we first outline the use of cumulative distribution functions (CDF) for classification. We then show an example of classification on a single qubit using CDFs. Finally, we incorporate our CDF approach to existing classification techniques, as highlighted in Figure 4 – providing the advantages of CDF while also being scalable even for a large number of qubits.

A. Classification using Cumulative Distribution Functions

It is a well established fact that the Cumulative Distribution Function (CDF) uniquely characterizes a probability distribution. Since a qubit exists in a superposition of states $|0\rangle$ and $|1\rangle$, it follows that the qubit exists in a mixed distribution of basis states $|0\rangle$ and $|1\rangle$. Thus, its unique CDF can be decomposed into a linear (convex) combination of $|0\rangle$ and $|1\rangle$ CDFs, where the weights associated with the constituent $|0\rangle$ and $|1\rangle$ CDFs directly represent the true proportion of measurements that collapsed into each of the $|0\rangle$ and $|1\rangle$ states. This decomposition for an arbitrary qubit superposition is depicted in Figure 3.

Properties like randomness, state stability, and variance are inherently accounted for in the CDF. Additionally, by

analyzing the CDF of the qubit as a whole, we avoid the need to classify each shot individually to arrive at a state estimate. Instead, we analyze properties of the qubit distribution, the $|0\rangle$ distribution, and the $|1\rangle$ distribution. Next, we discuss methods for estimating each of these CDFs and the procedure used for the decomposition.

B. Empirical CDF-based Single Qubit Classification

We begin by preparing a training data set of size k for both $|0\rangle$ and $|1\rangle$ quantum states. Each state is prepared, measured, and tagged with the associated $|0\rangle$ or $|1\rangle$ label. Since each measurement consists of both the in-phase and quadrature components, both the $|0\rangle$ and $|1\rangle$ data sets have dimensions (k by 2). We then construct a test distribution of dimensions (k by 2) by placing the qubit into a random mixed distribution of $|0\rangle$ with frequency α and $|1\rangle$ with frequency $1 - \alpha$, where α is randomly selected. We will evaluate our method’s ability to reproduce α given the test data, the training data, and the training labels. Next, we study the distribution of both the $|0\rangle$ and $|1\rangle$ training data sets. We estimate the CDF of both sets by computing the empirical CDF (eCDF). The empirical CDF is a consistent and unbiased estimator that converges absolutely to the true CDF. Moreover, as an additional benefit, the Dvoretzky–Kiefer–Wolfowitz inequality [20] provides a closed form error bound for each of the eCDF estimators as a function of the sample size. The eCDF is computed by finding the proportion of values in the data set less than or equal to x , given by

$$\hat{P}(X \leq x) = \frac{1}{k} \sum_{i=1}^k I(t_i \leq x) \quad (1)$$

where t_i runs through each element of the set. Here, $I(q)$ is the indicator function, which is given as 1 if q is true, and 0 otherwise. We implement binary search to compute this sum in $\log(k)$ complexity. We then perform a linear interpolation to transform these staircase-like empirical CDFs to smooth estimates — a technique useful for small data sets.

Algorithm 1 eCDF summation with binary Search

in: x : the value to find, `array`: the sorted array to search
out: the interpolated index with which x lies

```

1: procedure INDXINTER( $x$ , array)
2:   if  $x \geq \text{array}[\text{len}(\text{array}) - 1]$  then
3:     return 1
4:   else if  $x \leq \text{array}[0]$  then
5:     return 0
6:   end if
7:    $\text{upper} \leftarrow \text{binarySearch}(x, \text{array})$ 
8:    $\text{lower} \leftarrow \text{upper} - 1$ 
9:    $\text{difference} \leftarrow \text{array}[\text{upper}] - \text{array}[\text{lower}]$ 
10:  return  $\text{lower} + ((x - \text{array}[\text{lower}]) / \text{difference})$ 
11: end procedure

```

Algorithm 1 describes the procedure for finding an element x in an array with linear interpolation. If a value x

lies between indices $i - 1$ and i , Algorithm 1 returns a decimal value estimating an index between $i - 1$ and i per the linear interpolation formula. For example, an array containing $[1, 3, 4]$ would return index 0.5 for the query 2, as the value 2 lies directly in between values at indices 0 and 1.

Using this method, we compute the eCDF for both the in-phase and quadrature component across all values $x \in X_{in} \cup X_{quad}$ of each set. To compute the joint eCDF of a set given by $\hat{P}(X \leq x)$, we assume independence between component measurement distributions, and compute the product of the eCDF estimates for both components. Thus, we have produced estimates for the $|0\rangle$, $|1\rangle$, and test distributions CDF.

Algorithm 2 Computation of empirical CDF

in: x : the domain input to the CDF function, $inPhase$: the sorted in-phase data from the measurement device, $quad$: the sorted quadrature data from the measurement device
out: the estimate CDF for the value x

- 1: **procedure** ECDF($x, inPhase, quad$)
 - 2: $ind1 \leftarrow indxInter(x, inPhase)$
 - 3: $ind2 \leftarrow indxInter(x, quad)$
 - 4: **return** $(ind1/len(inPhase)) * (ind2/len(quad))$
 - 5: **end procedure**
-

Algorithm 2 describes the procedure for producing an eCDF estimate for the value x . Rather than computing the sum explicitly – as defined in Equation 1 – a binary search is performed using Algorithm 1 to identify the indices where x would lie within the in-phase and quadrature distributions. The indices are interpolated, and the joint estimate is returned as the eCDF.

We use least squares regression to obtain a value for $\hat{\alpha}$, under the constraint $0 \leq \hat{\alpha} \leq 1$, such that they minimize

$$\|(\hat{\alpha} \cdot F(x) + (1 - \hat{\alpha}) \cdot G(x)) - H(x)\|$$

where $F(x)$ and $G(x)$ are the eCDF estimates for $|0\rangle$ and $|1\rangle$, and $H(x)$ is the estimate eCDF of the sample. $\hat{\alpha}$ and $1 - \hat{\alpha}$ are the estimates for the qubit’s state. Overall, $\hat{\alpha}$ is computed in $k \log(k)$ time complexity.

C. Empirical CDF-based Multi-Qubit Classification

In the above section, we demonstrated how an eCDF single qubit discriminator can be used *instead* of a traditional discriminator. This is possible since the eCDF discriminator fully constrained all two basis states. In this section, we show how the method can be employed *with* existing methods for quantum computers with more than one qubit.

With the single qubit eCDF estimation method, it is possible to effectively decompose the mixed distribution of a single qubit into known distributions of $|0\rangle$ and $|1\rangle$ states using estimation and regression techniques. On a machine of n qubits, this method generates n constraints on the position

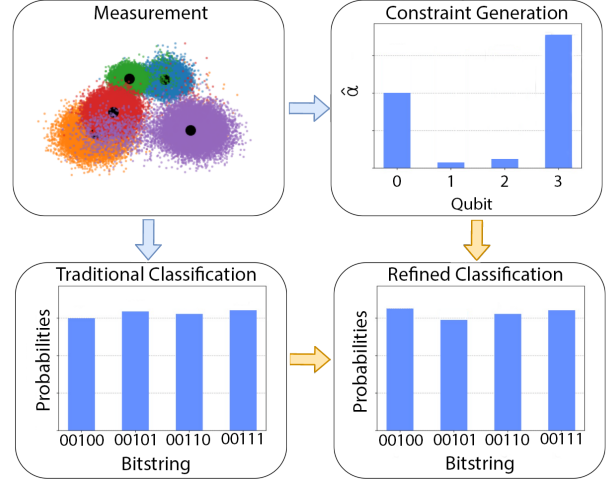


Fig. 4: A high-level overview of the multi-qubit measurement classification procedure that consists of three stages. The first stage (*Traditional Classification*) uses existing methods to produce an estimate. The second stage (*Constraint Generation*) applies the eCDF method to each qubit to generate constraints. The final stage applies the constraints to the existing estimate to produce a new estimate (*Refined Classification*).

space of 2^n basis states. To illustrate this point, suppose we have a quantum computer with $n = 2$ bits, and it is estimated from the above method that qubit 0 decomposes into $|0\rangle$ with frequency α_0 and that qubit 1 decomposes into $|0\rangle$ with frequency α_1 . From this, we have the following constraints (X indicates a “don’t care” bit that can take any value): (1) The frequencies of states $|X0\rangle$ given by $|00\rangle$ and $|10\rangle$ sum to α_0 , (2) the frequencies of states $|0X\rangle$ given by $|00\rangle$ and $|01\rangle$ sum to α_1 , and (3) the frequencies of states $|00\rangle$, $|01\rangle$, $|10\rangle$, and $|11\rangle$ sum to 1.

For a computer with n qubits, the solution space contains 2^n unique basis states, $n + 1$ constraints, with $2^n - (n + 1)$ remaining free variables. For time complexity purposes, a qubit discriminator can not typically constrain all 2^n states. We demonstrate how the constraints can improve performance and enhance state of the art classification methods. To underscore this claim, we employ a linear discriminator to classify quantum measurements and measure classification performance before and after the constraints are applied. Our workflow is highlighted in Figure 4.

We begin by creating a training distribution for each qubit in the $|0\rangle$ and $|1\rangle$ quantum states in the same manner as the single qubit method. We then generate a sample convex label vector α by sampling a random proportion of measurements from each of the 2^n states. For example, if $\alpha = [0.25 \ 0.75 \ 0 \ \dots \ 0]$, then 25% of our test distribution would be sampled from the 00000 state, and 75% of our test distribution would be sampled from the 00001 state.

Next, we employ the existing state-of-the-art linear dis-

criminator method to produce an estimate for the qubit’s state, given as $\hat{\alpha}_1$. This is done by first training n linear discriminator models on each qubit’s training set. In the traditional manner, each IQ pair in the test set is classified independently as $|0\rangle$ or $|1\rangle$, producing an estimate bitstring. This is repeated for every qubit string in the test set and the frequencies are computed to generate $\hat{\alpha}_1$.

Finally, we generate the constraints and produce a refined estimate $\hat{\alpha}_2$ that adheres to each constraint. As described in the previous section, we create eCDF estimates for each qubit’s $|0\rangle$, $|1\rangle$, and test distributions. We compile these constraints into β , a vector of length n which, for each qubit, independently estimates the proportion of that qubit’s test distribution measured in the $|0\rangle$ state.

Due to the presence of free variables, there are many possible candidates which adhere to all β constraints. Rather than considering all of them, we define the refined estimate $\hat{\alpha}_2$ as the distribution closest to $\hat{\alpha}_1$ that adheres to all β constraints. In other words, we update the estimate $\hat{\alpha}_1$ to satisfy the marginal probabilities given by the constraints β while minimizing $\|\hat{\alpha}_1 - \hat{\alpha}_2\|$.

IV. EXPERIMENTS

This section demonstrates the effectiveness of our proposed quantum measurement methods compared to the state-of-the-art approaches. We first outline our experimental setup. Next, we present our experimental results.

A. Experimental Setup

We use `ibm_quito`, a 5-qubit machine, to initialize states and perform measurements. Quantum circuits and measurements are performed to output $|0\rangle$ and $|1\rangle$ basis states for each qubit. Each measurement is performed 20,000 times (shots), thereby obtaining 20,000 samples of IQ measurements in each of the $|0\rangle$ and $|1\rangle$ quantum states. Data was partitioned into a training and testing set. We evaluate the effectiveness of our proposed methods compared to the state-of-the-art approach implemented in Qiskit [21] as the linear discriminator. We use Scipy’s optimizations library to perform all necessary minimization using the “Nelder - Mead” method.

B. Classification Results for Single Qubits

For a single test, we first shuffle the entirety of the experiment dataset. The set is then partitioned into training and testing data. We then generate 1,000 random values for α , each of which lies between 0 and 1. For each value of α , we then build a mixed testing dataset of size 5,000 composed of $\alpha\%$ randomly selected values from the testing data of $|0\rangle$ and $(1 - \alpha)\%$ randomly selected values from the testing data of $|1\rangle$. The model is then evaluated on how well it can reconstruct the value of α . We evaluate the mean absolute error (MAE) as the absolute difference between the measurement and truth, given as $|\hat{\alpha} - \alpha|$.

Figure 5 shows the resulting Mean Absolute Error (MAE) of using a basic linear discriminator versus our eCDF-based

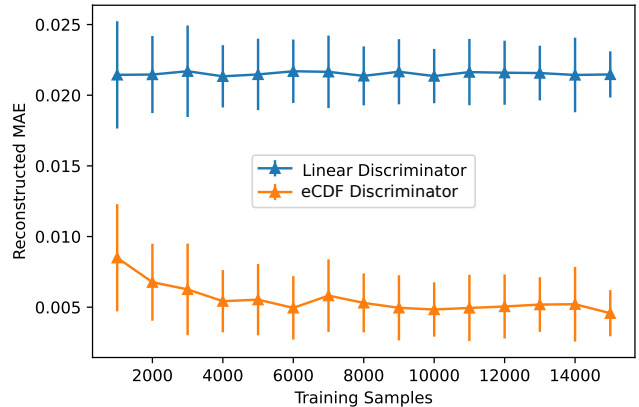


Fig. 5: Mean Absolute Error (MAE) for reconstruction using traditional linear discriminator and our proposed eCDF discriminator method. The data was shuffled across 66 iterations; and for each iteration, 1000 random distributions were generated, reconstructed, and evaluated as described above. The error bar depicts one standard deviation in the sample mean MAE performance of each method.

method. The eCDF model attained a lower error at all training sizes and greatly reduced in variance as the sample size enlarged. This demonstrates that our proposed approach (eCDF) can outperform traditional discriminators.

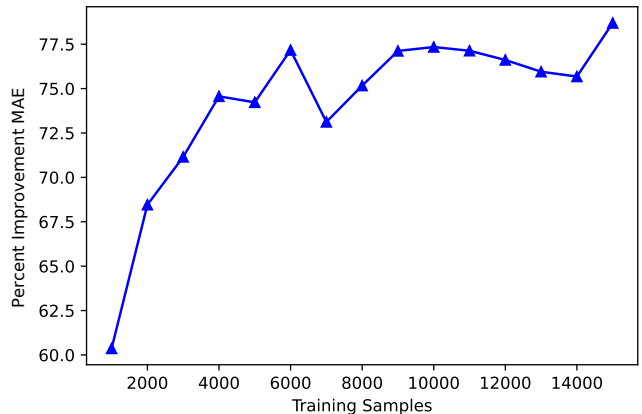


Fig. 6: Percent improvement in Mean Absolute Error (MAE) of proposed eCDF method compared with existing linear discriminator across different training sample sizes.

Figure 6 shows the relationship between number of samples and the MAE provided by our proposed approach (CDF) as well as existing approach (Linear Discriminator). It highlights two important points: (1) increasing training samples improves the performance at a disproportionately higher rate than the baseline, and (2) our proposed solution significantly outperforms (up to 78.69%) state-of-the-art, and attains significant improvements above the baseline at each training size.

C. Classification Results for Multiple Qubits

We begin by configuring the quantum computer to output each of 2^5 basis states for the 5 qubit machine. Similarly, each measurement is performed $k = 20,000$ times. It should be noted, however, that for the purposes of evaluating the method, we consider all 2^n states as candidates for output of the quantum computer. In practice, our method does not require enumeration of all 2^n states; and only considers a maximum of $\min(2^n, k)$ states.

For a single test, we shuffle the dataset and partition the experimental data into training and testing datasets. We generate a test vector by producing a random convex vector α of size 2^n . We construct a test dataset of size 5,000 by randomly sampling $\alpha_i\%$ values from the i^{th} basis state.

The pipeline is evaluated on how well it can reconstruct the value of α . We compute the mean absolute error as the value $\frac{\|\alpha - \hat{\alpha}_2\|_2}{2^n}$, which we compare to the baseline mean absolute error given by $\frac{\|\alpha - \hat{\alpha}_1\|_2}{2^n}$.

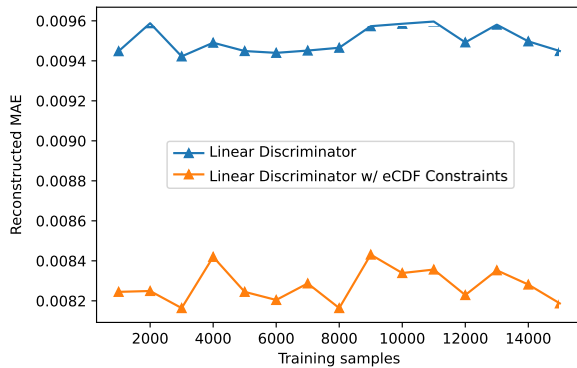


Fig. 7: Mean Absolute Error (MAE) for reconstruction using traditional linear discriminator and the proposed linear discriminator / eCDF estimation pipeline. The data was shuffled across; and for each iteration 100 random distributions were generated, reconstructed, and evaluated as described above.

As shown in Figure 7, the qubit discriminator pipeline with our proposed eCDF model outperforms the traditional discriminator at all training sizes. Therefore, it is beneficial to combine eCDF with traditional models.

V. CONCLUSION

Quantum measurement classification is fundamental to a successful execution of any quantum algorithm. Measurement classification includes several nuances, such as inherent physical error, as well as randomness associated with measured data. In this work, we have introduced a new qubit classifier model that is able to outperform the current state-of-the-art linear discriminator. The model's performance is achieved by assuming a statistical distribution viewpoint, which enables the model to capture important features while ignoring the noise and bias associated with individual measurement. Specifically, our proposed eCDF technique significantly outperforms (up to 78.69% for single qubits) state-of-the-art in single qubit classification accuracy. We

showed that this method offers a fundamental improvement (up to 12%) to state of the art multi-qubit classification methods by building a qubit discriminator pipeline that first performs any standard qubit discriminator method, followed by an eCDF qubit correction stage.

As demand for quantum computing increases, techniques that can attain convergence with fewer measurements enable quantum providers to trade off valuable quantum computer resources with processing performed on classical computers. This work opens a path to building robust, yet simple, measurement classifiers based on fundamental statistical principles. It invites quantum engineers to engage with quantum data at the distribution level and provides a framework to add independent qubit distribution insights into existing quantum classification workflows.

REFERENCES

- [1] A. Zulehner and R. Wille, *Introducing Design Automation for Quantum Computing*. Springer, 2020.
- [2] D. Volya and P. Mishra, "Quantum spectral clustering of mixed graphs," in *ACM/IEEE Design Automation Conference (DAC)*, 2021, pp. 463–468.
- [3] —, "Impact of noise on quantum algorithms in noisy intermediate-scale quantum systems," in *ICCD*, 2020.
- [4] —, "Modeling of noisy quantum circuits using random matrix theory," in *ICCD*, 2022, pp. 132–138.
- [5] —, "Quantum data compression for efficient generation of control pulses," in *Asia and South Pacific Design Automation Conference (ASPDAC)*, 2023.
- [6] S. Tannu and M. Qureshi, "Mitigating measurement errors in quantum computers by exploiting state-dependent bias," in *MICRO*, 2019.
- [7] R. Bianchetti *et al.*, "Control and tomography of a three level superconducting artificial atom," *Physical Review Letters*, 2010.
- [8] L. A. Martinez, Y. J. Rosen, and J. L. DuBois, "Improving qubit readout with hidden markov models," *Phys. Rev. A*, vol. 102, p. 062426, Dec 2020. [Online]. Available: <https://link.aps.org/doi/10.1103/PhysRevA.102.062426>
- [9] U. Azad and H. Zhang, "Machine learning based discrimination for excited state promoted readout," in *2022 IEEE/ACM 7th Symposium on Edge Computing (SEC)*, 2022, pp. 362–367.
- [10] D. Quiroga, P. Date, and R. C. Pooser, "Discriminating Quantum States with Quantum Machine Learning," *ICRC*, pp. 56–63, 2021.
- [11] U. Azad and H. Zhang, "Machine learning based discrimination for excited state promoted readout," Tech. Rep., 02 2022.
- [12] B. Lienhard *et al.*, "Deep-neural-network discrimination of multiplexed superconducting-qubit states," *Phys. Rev. Applied*, 2022.
- [13] P. Duan *et al.*, "Mitigating crosstalk-induced qubit readout error with shallow-neural-network discrimination," *Phys. Rev. Applied*, 2021.
- [14] J. Kim, B. Oh, Y. Chong, E. Hwang, and D. K. Park, "Quantum readout error mitigation via deep learning," *New Journal of Physics*, vol. 24, no. 7, p. 073009, jul 2022.
- [15] É. Genois *et al.*, "Quantum-tailored machine-learning characterization of a superconducting qubit," *PRX Quantum*, vol. 2, no. 4, 2021.
- [16] P. Duan *et al.*, "Mitigating crosstalk-induced qubit readout error with shallow-neural-network discrimination," *Physical Review Applied*, vol. 16, no. 2, aug 2021.
- [17] R. Navarathna *et al.*, "Neural networks for on-the-fly single-shot state classification," *Applied Physics Letters*, 2021.
- [18] E. Magesan, J. M. Gambetta, A. Córcoles, and J. M. Chow, "Machine learning for discriminating quantum measurement trajectories and improving readout," *Physical Review Letters*, vol. 114, no. 20, 2015.
- [19] D. Gavinsky *et al.*, "Bounded-error quantum state identification and exponential separations in communication complexity," in *ACM Symposium on Theory of Computing*, 2006, p. 594–603.
- [20] A. Dvoretzky *et al.*, "Asymptotic Minimax Character of the Sample Distribution Function and of the Classical Multinomial Estimator," *The Annals of Mathematical Statistics*, 27 (3), pp. 642 – 669, 1956.
- [21] H. Abraham *et al.*, "Qiskit: An open-source framework for quantum computing," 2019.