

Evaluation of Cardinal Direction Developments between Moving Points

Tao Chen, Hechen Liu & Markus Schneider*

Department of Computer & Information Science & Engineering
University of Florida
Gainesville, FL 32611, USA
{tachen, heliu, mschneid}@cise.ufl.edu

ABSTRACT

Recently, a wide range of applications like hurricane research, fire management, navigation systems, and transportation, to name only a few, has shown increasing interest in managing and analyzing space and time-referenced objects, so-called *moving objects*, that continuously change their positions over time. In the same way as moving objects can change their location over time, the spatial relationships between them can change over time. An important class of spatial relationships are cardinal directions like *north* and *southeast*. In spatial databases and GIS, they characterize the relative directional position between *static* objects in space and are frequently used as selection and join criteria in spatial queries. Transferred to a spatiotemporal context, the simultaneous location change of different moving objects can imply a temporal evolution of their directional relationships, called *development*. The goal of this paper is to illustrate, explain, and formally define cardinal direction developments between two moving points.

Keywords

Moving object, cardinal direction, cardinal direction development, spatio-temporal directional predicate

1. INTRODUCTION

Objects that continuously change their positions over time, so-called *moving objects*, have recently received a lot of interest. Examples are moving points like vehicles, mobile devices, and animals, for which the time-dependent position is relevant. Temporal movements of spatial objects induce modifications of their spatial relationships over time, called *developments*. In spatial databases and GIS, spatio-temporal queries are particularly interesting when they ask

*This work was partially supported by the National Science Foundation under grant number NSF-IIS-0812194 and by the National Aeronautics and Space Administration (NASA) under the grant number NASA-AIST-08-0081.

Permission to make digital or hard copies of all or part of this work for personal or classroom use is granted without fee provided that copies are not made or distributed for profit or commercial advantage and that copies bear this notice and the full citation on the first page. To copy otherwise, to republish, to post on servers or to redistribute to lists, requires prior specific permission and/or a fee.

ACMGIS '10 San Jose, California USA

Copyright 20XX ACM X-XXXXX-XX-X/XX/XX ...\$10.00.

for temporal changes in the spatial relationships between moving objects. An important class of spatial relationships are cardinal directions like *north* and *southeast* that characterize the relative directional position between spatial objects. Cardinal directions between two static objects have been extensively studied and have been frequently used as selection and join criteria in spatial queries. Transferred to a spatio-temporal context, the simultaneous location change of different moving objects can imply a change of their directional relationships. For example, a fishing boat that is southwest of a storm might be north of it some time later. We call this a *cardinal direction development*. Such a development between two moving objects describes a temporally ordered sequence of cardinal directions where each cardinal direction holds for a certain time interval during their movements. A development reflects the impact of time on the directional relationships between two moving objects, and usually proceeds continuously over time if the movements of the two objects are continuous.

It is an open, interesting, and challenging problem to capture the cardinal direction development between moving objects. Consider a spatio-temporal database containing information about weather conditions. Assuming a relation *hurricane* with attributes *name* of type *integer* and *route* of type *mpoint* (the moving point data type), the query whether a hurricane stayed all the time to the southeast of another hurricane can be formulated in an SQL-like style as follows:

```
SELECT h1.name FROM hurricane h1, hurricane h2
WHERE h2.name = 'Fantasy' AND
      stayed_north(h1.route, h2.route);
```

Queries like this can be particularly interesting to hurricane researchers to understand dynamic weather movement patterns. However, to answer this query with current approaches and systems, we would need to check the validity of the spatial directional predicate, e.g. *southeast*, at all time instances during the common life time of both hurricanes. This is not possible since the movements of the hurricanes are continuous. The fact that the traditional, static cardinal directions cannot describe continuous, time dependent relationships leads to the need for new modeling strategies.

From a modeling perspective, we define the development of cardinal directions over time as a sequence of temporally ordered and enduring cardinal directions. We have also developed algorithms for computing the development of cardinal directions, but due to the page limitation, our goal for this paper is restricted to the conceptual modeling strategy.

Section 2 introduces the related work in the literature. In Section 3, we present the formal definition for cardinal direction developments. We draw some conclusions and discuss future work in Section 4.

2. RELATED WORK

Qualitative spatial relationships have a long tradition in GIS and spatial databases. They can be grouped into three categories: *topological*, *directional* and *distance*. The same classification holds for the relationships between moving objects. The distinction is that spatial relationships between moving objects can have temporal evolution, i.e., they may change over time. So far, the focus has been mainly on spatio-temporal topological relationships like *cross* and *enter* [2, 9], and spatio-temporal distance relationships like *moving towards*, *moving away from*, [1] and *opposite_direction* [9]. Cardinal directions in a spatio-temporal context have been largely neglected in the literature. Static cardinal directions like *north* and *northeast* represent important qualitative spatial relationships that describe relative direction positions between static spatial objects. Many models follow a *projection-based* approach, where directional relationships are defined using projection lines orthogonal to the coordinate axes [3, 7]. Some models apply a *cone-based* approach that defines directional relations by using angular zones [4, 8]. Others like the *Minimum Bounding Rectangle (MBR)* model [6] make use of the minimum bounding rectangles of both operand objects and apply Allen's 13 interval relations to the rectangle projections on the x - and y -axes respectively. However, all existing cardinal direction models only consider static directional relationships, and when transferred to a spatio-temporal context, none of the models is capable of modeling directional relationships that continuously change over time. In [5], an attempt has been made to model *moving spatio-temporal relationships (mst-relation)*, which includes both topological relations and directional relations. During a time interval I_k , the mst-relation between two moving objects A_i and A_j is expressed as $A_i (\alpha, \beta, I_k) A_j$, where α is any topological relation among *Equal*, *Inside*, *Contain*, *Cover*, *Covered By*, *Overlap*, *Touch* and *Disjoint* and β is one of the 12 directional relations, *South*, *North*, *West*, *East*, *Northwest*, *Northeast*, *Southwest*, *Southeast*, *Left*, *Right*, *Below* and *Above*. Both $A_i \alpha A_j$ and $A_i \beta A_j$ are true during the interval I_k . This model provides a way of describing the topological and directional relationships between two moving objects. However, it is not clear how the relationships are determined. There are currently no well established strategies for modeling cardinal directions between two moving objects, and it is the main goal of this paper to bridge this gap.

3. MODELING THE DEVELOPMENTS OF CARDINAL DIRECTIONS BETWEEN MOVING POINTS

In Section 3.1, we first review the definitions for cardinal directions between static points without the consideration of time. Then, in Section 3.2, we model the temporal evolution of the cardinal directions between two moving points as a *cardinal direction development*.

3.1 Cardinal Directions between Static Points

The approach that is usually taken for defining cardinal directions between two static points in the Euclidean plane is to divide the plane into partitions using the two points. One popular partition method is the *projection-based* method that uses lines orthogonal to the x - and y -coordinate axes to make partitions [6, 3]. The point that is used to create the partitions is called the *reference* point, and the other point is called the *target* point. The directional relation between two points is then determined by the partition that the *target* object is in, with respect to the *reference* object. Let *Points* denote the set of static point objects, and let $p, q \in \text{Points}$ be two static point objects, where p is the target point and q is the reference point. A total of 9 mutually exclusive cardinal directions are possible between p and q . Let CD denote the set of 9 cardinal directions, then $CD = \{\text{northwest (NW), restrictednorth (N), northeast (NE), restrictedwest (W), sameposition (SP), restrictedeast (E), southwest (SW), restrictedsouth (S), southeast (SE)}\}$. Further, let X and Y be functions that return the x and y coordinate of a point object respectively. The cardinal direction $\text{dir}(p, q) \in CD$ between p and q is therefore defined as

$$\text{dir}(p, q) = \begin{cases} NW & \text{if } X(p) < X(q) \wedge Y(p) > Y(q) \\ N & \text{if } X(p) = X(q) \wedge Y(p) > Y(q) \\ NE & \text{if } X(p) > X(q) \wedge Y(p) > Y(q) \\ W & \text{if } X(p) < X(q) \wedge Y(p) = Y(q) \\ SP & \text{if } X(p) = X(q) \wedge Y(p) = Y(q) \\ E & \text{if } X(p) > X(q) \wedge Y(p) = Y(q) \\ SW & \text{if } X(p) < X(q) \wedge Y(p) < Y(q) \\ S & \text{if } X(p) = X(q) \wedge Y(p) < Y(q) \\ SE & \text{if } X(p) > X(q) \wedge Y(p) < Y(q) \end{cases}$$

3.2 The Development of Cardinal Directions between Two Moving Points

When two points change their locations over time, the directional relation between them becomes time related, and may or may not change. First, we consider the cardinal directions at time instances. Let *time* denote the temporal data type representing time and *MPoints* denote the spatio-temporal data type that represents moving points. For $A, B \in \text{MPoints}$, let $A(t)$ and $B(t)$ denote the snapshots of A and B at a time instance $t \in \text{time}$. If both A and B are defined at time t , then $A(t), B(t) \in \text{Points}$. The cardinal direction between A and B at t is therefore $\text{dir}(A(t), B(t)) \in CD$. For example, in Figure 1a, at time t_1 when A and B locate at $A(t_1)$ and $B(t_1)$, the cardinal direction between A and B at time instance t_1 is $\text{dir}(A(t_1), B(t_1)) = NW$. At the time instance t_2 when A and B move to $A(t_2)$ and $B(t_2)$, the cardinal direction between them becomes $\text{dir}(A(t_2), B(t_2)) = SE$. We propose our solution to determine what happened in between and to answer the question whether there exists a time instance $t (t_1 < t < t_2)$ such that $\text{dir}(A(t), B(t)) = W$ in the following sections. This scenario shows that within a common time interval, we may get different cardinal directions at different time instances. However, the change of time does not necessarily imply the change of cardinal directions between two moving points. In Figure 1b two moving points A and B start at time t_1 from the locations $A(t_1)$ and $B(t_1)$ respectively. At time t_2 , A reaches the location $A(t_2)$ and B reaches the location $B(t_2)$. One observation that we can obtain is that although the

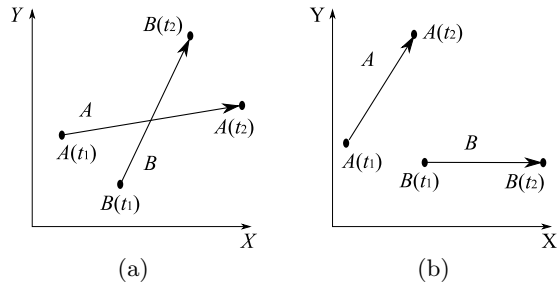


Figure 1: An example of two moving points with changed (a) and unchanged (b) cardinal directions over time

positions of A and B have changed, the cardinal direction between A and B does not change. In this case, A is always to the *northwest* of B between t_1 and t_2 . In other words, the cardinal direction between two moving points holds for a certain period of time before it changes. Thus, we define a predicate *holds* that returns true if a cardinal direction holds during a time interval for two moving points A and B .

Definition 1. Given two moving points $A, B \in MPoint$, a time interval $I = [t_b, t_e]$ with $t_b, t_e \in time$ and $t_b \leq t_e$, and the basic cardinal direction set CD . Assume both A and B are defined on I . Let *holds* be the predicate that returns true if $d \in CD$ holds over the time interval I for A and B . We define this function as

$$holds(A, B, I, d) = \begin{cases} true & \text{if } \forall t \in I : \\ & dir(A(t), B(t)) = d \\ false & \text{otherwise} \end{cases}$$

For a given time interval I , we make the following observations: (i) if there exists a cardinal direction $d \in CD$ such that $holds(A, B, I, d) = true$, then we say A and B have a *unique* cardinal direction on the time interval I ; (ii) if both A and B are defined on I , and the predicate *holds* returns *false* for all 9 basic cardinal directions in CD , then we say that A and B have a *developing* cardinal direction relationship over I ; (iii) if neither A nor B is defined on I , we say the cardinal direction between A and B is *not defined* on I . Therefore, we can only determine cardinal directions between A and B during intervals on which they are defined. For an interval where there is no unique basic cardinal direction that holds over the entire period, we split it into several sub-intervals such that on each sub-interval only a unique cardinal direction holds.

Further, if we regard different cardinal directions that hold over different sub-intervals as *cardinal direction states*, the development of the cardinal directions refers to a sequence of transitions between these states. For example, A moving from *NW* to *W* to *SW* of B is a development of cardinal directions between two moving points A and B . However, not all transitions are possible between any two states. Figure 2 shows all possible transitions between different states. For example, if the cardinal direction between two moving points A and B has been *NW* so far, then if time changes, the cardinal direction might stay the same as *NW*, or change to either *N*, *W*, or *SP*. It is not possible that A moves directly to the *south* (*S*) of B without crossing any other directions. This state transition diagram implies that only developments that involve valid

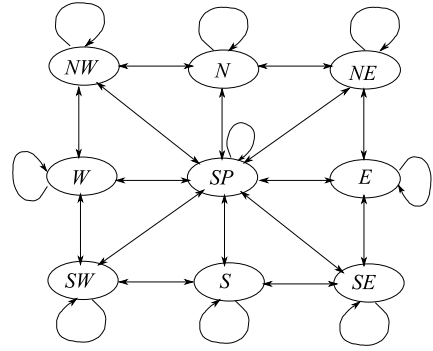


Figure 2: The state transition diagram of all cardinal directions

transitions are possible between two moving points, e.g. A moves from *NW* to *W* to *SW* of B . Developments that involve invalid transitions like A moving from *NW* to *S* of B are not possible and thus not allowed. Let the predicate $isValidTrans : CD \times CD \rightarrow bool$ take two cardinal directions as input, and yield *true* if the transition between them is valid. Then, for example, $isValidTrans(NW, W) = true$ while $isValidTrans(NW, S) = false$. Now we can define the development of the cardinal directions between two moving points A and B on any given time interval I on which A and B are both defined.

Definition 2. Given two moving points $A, B \in MPoints$ and a time interval I on which both A and B are defined. Assume the ordering of any two intervals $I_1 = [t_{b1}, t_{e1}]$ and $I_2 = [t_{b2}, t_{e2}]$ is defined as $t_{e1} \leq t_{b2} \Leftrightarrow I_1 \leq I_2$. Let the symbol \triangleright represent the transition from one cardinal direction state to another. Then the *development of cardinal directions* between A and B on interval I , denoted as $dev(A, B, I)$ can be defined as:

$$dev(A, B, I) = d_1 \triangleright d_2 \triangleright \dots \triangleright d_n$$

if the following conditions hold:

- (i) $n \in \mathbb{N}$
- (ii) $\forall 1 \leq i \leq n : d_i \in CD$
- (iii) $\forall 1 \leq i \leq n - 1 : d_i \neq d_{i+1},$
 $isValidTrans(d_i, d_{i+1}) = true$
- (iv) $\exists I_1, I_2, \dots, I_n :$
 - (a) $\forall 1 \leq i \leq n : I_i$ is a time interval,
 $holds(A, B, I_i, d_i) = true$
 - (b) $\forall 1 \leq i \leq n - 1 : I_i \leq I_{i+1},$
 - (c) $\bigcup_{i=1}^n I_i = I$

In Definition 2, we split the given time interval into a sequence of non-overlapping sub-intervals. The development dev represents the transition of cardinal directions over these sub-intervals. Condition (iv)(a) ensures that a unique cardinal direction between A and B holds on each sub-interval, and condition (iv)(c) ensures that all sub-intervals together form a full decomposition of the given interval I . Further, according to condition (iii), only valid transitions are allowed between two cardinal directions that hold on adjacent sub-intervals. An example of such a development can be derived from Figure 3, where A moves from

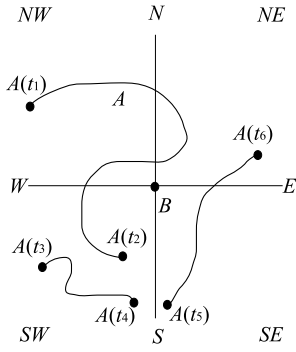


Figure 3: An example of a cardinal direction development

location a_1 to location a_2 and B does not move during the time interval $I = [t_1, t_2]$. The development of cardinal directions between A and B during I is therefore $dev(A, B, I) = NW \triangleright N \triangleright NE \triangleright N \triangleright NW \triangleright W \triangleright SW$. It describes that from time t_1 to time t_2 , A starts in NW of B , crosses N and reaches NE of B , then it turns around and crosses N again, and returns to NW of B . Finally, A crosses W of B and ends up in the SW of B .

Now we are ready to define cardinal direction developments between two moving points during their entire life time. The idea is to first find out their *common life time intervals*, on which both A and B are defined. Then we apply the *dev* function to determine the development of cardinal directions between A and B during each common life time interval. Finally, we compose the cardinal direction developments on different common life time intervals and define it as the development of cardinal directions between the two moving points A and B . We first find out the common life time intervals for two moving points.

Definition 3. Given two moving points $A, B \in MPoints$, let $LT_A = \langle I_1^A, I_2^A, \dots, I_m^A \rangle, LT_B = \langle I_1^B, I_2^B, \dots, I_n^B \rangle$ be two life time interval sequences of A and B respectively such that $I_i^A < I_{i+1}^A$ and $I_j^B < I_{j+1}^B$ with $1 \leq i \leq m, 1 \leq j \leq n$. We can now define the common life time CLT for A and B as

$$CLT(A, B) = \langle I_1, I_2, \dots, I_l \rangle$$

if the following conditions hold:

- (i) $l < n + m$
- (ii) $\forall 1 \leq i \leq l : I_i \in \bigcup_{j=1}^m \bigcup_{k=1}^n (I_j^A \cap I_k^B)$
- (iii) $\forall 1 \leq i < l : I_i < I_{i+1}$

Definition 3 defines the common life time of A and B as a list of intervals on which both A and B are defined. Directional relationships between A and B only exist during their common life time. At any time instance that is not within their common life time, the cardinal direction between A and B is not defined. For example, in Figure 3, since B is assumed to exist all the time, the common life time of A and B is $CLT(A, B) = \langle [t_1, t_2], [t_3, t_4], [t_5, t_6] \rangle$. During the time interval (t_2, t_3) , the moving point A is not defined; thus it is not part of the common life time of A and B . Finally, the development of cardinal directions between A and B can be defined as

Definition 4. Given two moving points $A, B \in MPoints$ and $CLT(A, B) = \langle I_1, I_2, \dots, I_l \rangle$. Let the symbol \perp represent the meaning of undefined direction. Then the *development of cardinal directions* between A and B , denoted as $DEV(A, B)$ can be defined as:

$$DEV(A, B) = dev(A, B, I_1) \triangleright \perp \triangleright dev(A, B, I_2) \triangleright \perp \triangleright \dots \triangleright dev(A, B, I_n)$$

Definition 4 generalizes the development of cardinal directions between two moving points from a given interval to their entire life time. The cardinal direction development between A and B in Figure 3 is therefore $DEV(A, B) = NW \triangleright N \triangleright NE \triangleright N \triangleright NW \triangleright W \triangleright SW \triangleright \perp \triangleright SW \triangleright \perp \triangleright SE \triangleright E \triangleright NE$.

4. CONCLUSIONS AND FUTURE WORK

In this paper, we have laid the foundation of a novel concept, called *cardinal direction development*, for determining the evolution of cardinal directions between moving points. We have proposed a formal definition that clarifies the concept from an abstract point of view. We have also developed a three-phase solution for computing the cardinal directions between two moving points from an algorithmic perspective. However, due to the space limitation, it is not in the scope of this paper.

In the future, we plan to extend our concept to more complex moving objects like moving regions and moving lines. We will also take into account that moving objects can consist of several components.

5. REFERENCES

- [1] N. V. de Weghe, P. Bogaert, M. Delafontaine, L. D. Temmerman, T. Neutens, P. D. Maeyer, and F. Witlox. How To Handle Incomplete Knowledge Concerning Moving Objects. In *Behaviour Monitoring and Interpretation*, pages 91–101, 2007.
- [2] M. Erwig and M. Schneider. Spatio-temporal Predicates. *IEEE Trans. on Knowledge and Data Engineering (TKDE)*, 14(4):881–901, 2002.
- [3] A. Frank. Qualitative Spatial Reasoning: Cardinal Directions As an Example. *International Journal of Geographical Information Science*, 10(3):269–290, 1996.
- [4] R. Haar. Computational Models of Spatial Relations. *Technical Report: TR-478*, (MSC-72-03610), 1976.
- [5] J. Z. Li, M. T. Ozsu, M. Tamer, D. Szafron, and S. G. Ddi. Modeling of Moving Objects in a Video Database. In *IEEE International Conference on Multimedia Computing and Systems*, pages 336–343, 1997.
- [6] D. Papadias, Y. Theodoridis, and T. Sellis. The Retrieval of Direction Relations Using R-trees. In *Int. Conf. on Database and Expert Systems Applications (DEXA)*, pages 173–182, 1994.
- [7] S. Skiadopoulos and M. Koubarakis. Composing Cardinal Direction Relations. *Artificial Intelligence*, 152:143–171, 2004.
- [8] S. Skiadopoulos, N. Sarkas, T. Sellis, and M. Koubarakis. A Family of Directional Relation Models for Extended Objects. *IEEE Trans. on Knowledge and Data Engineering (TKDE)*, 19, 2007.
- [9] J. Su, H. Xu, and O. H. Ibarra. Moving Objects: Logical Relationships and Queries. In *7th Int. Symp. on Spatial and Temporal Databases (SSDT)*, pages 3–19, 2001.